

Pre-departure Guide

Exchange & Study abroad

Get ready for your future adventure



Content

- 03 Pre-departure checklist
- 03 Visas
- 04 Immigration and Customs in Vietnam
- 05 What to pack
- 05 Electricity
- 06 Weather
- 07 Costs and money matters
- 08 Point of interests
- 10 Student stories
- 11 Contact details
- 12 Saigon South Campus
- 13 Hanoi Campus

Pre-departure checklist



Welcome to the RMIT family! We've prepared this guide to assist you with your transition to Vietnam and to RMIT University in Vietnam. Please read it carefully and make sure you complete all the steps in the pre-departure checklist. Doing so will make your transition MUCH smoother.

Before you leave home:

- Return your Offer Acceptance Form
- Prepare your passport
- Complete the visa application process and get your visa
- Organise travel insurance
- Return your Arrival Service Form
- Organise your accommodation
- Make copies of all important documents to bring in your hand luggage:
 - Letter of offer from RMIT Vietnam
 - Passport
 - Other formal identification
 - International driver's license or driver's license from your home country

Visas



If you are currently living in your home country and have already enrolled to study at RMIT in Vietnam, this section is for you.

Step 1

Provide supporting documents via email by scanned files:

- A copy of your passport
- Letter of offer from RMIT Vietnam
- Receipt of tuition fee payment for RMIT Vietnam

Step 2

RMIT Vietnam will send you the soft copy of the visa pre-approved document provided by the Vietnamese Immigration Department.

Step 3

Submit the visa pre-approved document and other required documents to the embassy of Vietnam in your home country and pay the visa application fee (*please note that the processing time may take up to 30 days*).

Step 4

Collect your travel documents and visa.

Immigration and Customs in Vietnam



On arrival in Vietnam, you must complete white and blue duplicate arrival-departure forms. Usually, you'll get these forms on the plane on your flight to Vietnam. But, if not, you can find them in the immigration lounge at the airport.

Immigration will take the white copy; you will keep the blue copy with your passport at all times. Hotels, guest houses and private hosts are required by law to register overnight guests with the local police. These blue forms are essential for this purpose.

Incoming visitors must also fill out duplicate yellow and white customs declaration forms. The yellow copy is to remain with your passport until departure. Don't lose it!

Duty-free

- Cigarettes: 400g
- Cigars: 100g
- Tobacco: 100g
- Liquor: 1.5 litres
- Perfume and jewellery for personal use
- Small gift items valued at US\$ 300 or less
- Personal effects of a reasonable quantity

Materials under declaration

- Foreign currency: in excess of USD 7,000
- Gold and jewellery not for personal use
- CDs and tapes are sometimes retained for screening for a few days.

Banned materials

Under no circumstances should you bring the following into Vietnam:

- Weapons, firearms, explosives and inflammable objects
- Opium and other narcotics
- Anti-government literature
- Pornographic literature

Items of high value

Goods of a commercial nature and articles of high value require export permits issued by the customs authorities. When you buy them, ask the retailer for a receipt and a declaration that the item may be exported. Antiques, some precious stones and animals listed in Vietnam's red book, which is based on the IUCN's red list ([link to http://www.iucnredlist.org/](http://www.iucnredlist.org/)), may not be brought into or out of the country.

Note:

Customs regulations are subject to change at any time. Therefore, the brief summary above is for reference only. RMIT Vietnam cannot be held liable for any costs, damage, delays, or other detrimental events resulting from non-compliance. Always double check with your local embassy or consulate.

What to pack

Clothing

- Summer clothes
- Winter clothes (for commencing students in Hanoi)
- Sunglasses
- Pair of sandals, walking shoes

Medical supplies

- Sunscreen
- Mosquito and insect repellent
- Adhesive bandages
- Anti-diarrhea medicine

Miscellaneous items


- Travel adapter
- Portable phone charger
- Portable toiletries
- Hand sanitizer

Electricity

Although it's quite easy to buy adaptors for most countries in Vietnam, it would be more convenient for you to bring at least one from your home country. This would make it easier for you to charge your devices when you first arrive.

It's also worth considering a small Uninterrupted Power Supply (UPS) device to prevent your electronic equipment from being damaged during Vietnam's occasional power surges.

- 220 volts, 50 hertz.
- Power outlet: The most widespread is the one with two round pins.
- You may want to get a combination voltage converter and plug adapter.
- Power outages can occur, depending upon the area you are in. Accommodation with back-up generator power is recommended.



Weather



Ho Chi Minh City

Ho Chi Minh City is a city of heat and humidity. So give yourself some time to adjust!

- Drink plenty of water.
- Wear a hat and a light jacket.
- Wear sunglasses for the bright sun.
- Powders and antibiotic soap (readily available) prevent prickly heat.
- Umbrellas and raincoats are necessities for the wet season (April to November).

Temperature

- Ranging from 23-35°C.
- Hottest months: March to May


Rain

- The heaviest rainfall occurs from April to November

Humidity

- Ranging from 55-80%
- Highest humidity: May to December

Sudden changes in weather can be expected.



Hanoi

Hanoi's climate can be classified as warm, humid and subtropical. It can take some time to get used to the cool, dry winters and hot, wet summers.

- If you commence your studies in the summer, make sure you have sunglasses, sunscreen and a hat to prevent sunburn.
- If you arrive in the winter, pack warm clothes, such as jackets, gloves and scarves.
- Umbrellas and raincoats are necessities for the wet season (May to September).

Temperature

- Spring: from 28-24°C (March to April)
- Summer: from 28-38°C (May to August)
- Autumn: from 24-30°C (September to November)
- Winter: from 10-20°C (December to March)

Rain

- The heaviest rainfall occurs from May to September.

Humidity

- Ranging from 74-83%
- Highest humidity: March to April

Sudden changes in weather can be expected.

Costs and money matters

The cost of living in both cities varies depending on your lifestyle. You can, for example, eat a bowl of soup on the street for USD 1 or go for a European-style dinner with wine for USD 100.

The living standards in Ho Chi Minh City and Hanoi can also vary depending on the area where you are located.

- In Ho Chi Minh City, in the city centre and newly developed areas (such as districts 1, 3, 7 (where RMIT's campus is located) and 10, prices are usually higher than other places (such as districts 4, 6, Binh Thanh, Tan Phu and Tan Binh).
- In Hanoi, prices in districts close to the Old Quarter (districts such as Hoan Kiem, Tay Ho, Hai Ba Trung, Ba Dinh (where RMIT's campus is located) and Dong Da) tend to be higher than in other districts (such as Cau Giay, Ba Dinh, Thanh Xuan and Hoang Mai).

Exchange rate

The exchange rate, as of July 2020, is approximately:

- AUD 1 = VND 16,212
- USD 1 = VND 23,300

For the most up-to-date exchange rate, visit: www.vietcombank.com.vn

Choice of banks

There are many banks in both Ho Chi Minh City and Hanoi, but some are more efficient than others. Vietcombank is recommended, as they have many ATM machines throughout the country.

Timo Bank is a popular option among international students, as it provides a quick and easy option for obtaining an ATM card.

Changing money

Students can consider exchanging small amounts of Vietnamese money (Dong) at the airport upon arrival in the country and then exchange larger amounts when they reach the city.

Here are some recommended places:

Ho Chi Minh City

- Eximbank currency exchange booth:
135 Dong Khoi Street, District 1
- Hung Long Money Exchange:
86 Mac Thi Bui, District 1

Hanoi

- Any money exchange shops and jewelry stores at the Old Quarter.
- Any local or international bank branches.

Tips:

- Make sure you bring your identification documents with you when coming to the bank.
- Each bank has its own opening hours and rates. You can have a quick look at each bank's website to compare the rates among banks.
- To search for banks nearby your accommodation, open Google Maps and type in the keyword 'bank'.

Average prices

Vietnamese food

- Baguette (bánh mì): VND 15,000-35,000
- Pho: VND 30,000 - 50,000
- Black coffee: VND 15,000 - 30,000
- Coffee with milk: VND 15,000 - 30,000
- Bottled beer: VND 10,000 - 30,000
- Bottled mineral water: VND 7,000 - 15,000
- Lunch/ Dinner set: VND 45,000 - 70,000

Beauty and grooming

- Haircut:
 - Men: VND 50,000 - 200,000
 - Women: VND 200,000 - 300,000
- Manicure and pedicure: VND 100,000 - 400,000

Housing

- Close to city centre: USD 600 - 900 (whole apartment)
- Other areas: USD 500 - 700 (whole apartment)

Tip: Opting for shared accommodation can help you save money and make some local friends.

Transportation

- Taxi: VND 12,000 - 15,000 for the first kilometres and from VND 14,000 for each kilometres afterwards.
- Bus: VND 5,000 - 10,000

Note:

- Recommended taxi service providers: Mai Linh, Taxi Group, VinaSun
- Ride-hailing applications: GRAB, Be and Gojek (formerly Go-Viet).

Points of interest

Vietnam is more than a country; it's an experience! So don't spend all of your time with your head buried in textbooks!

Take the opportunity to explore and to check out the following places when you arrive in Ho Chi Minh City or Hanoi:

Top sightseeing places in Ho Chi Minh City



The Independence Palace

The Independence Palace is a not-to-be-missed destination in Ho Chi Minh City, as it once served as the living and working quarters to French and Japanese colonialists.

- Address: 106 Nguyen Du, District 1
- Opening hours: 7:30am - 17:30pm (Mon - Sun)



Notre Dame Cathedral

Notre Dame Cathedral is a Roman Catholic church with a late medieval Gothic touch. The most unique features of the Church – the two 60-meter high bronze bell towers – were added years following original construction to magnify the church's beauty.

- Address: Ben Nghe Ward, District 1
- Opening hours: (Mon - Sat) 8:00am - 11:00am | 2:00pm - 4:00pm



Ben Thanh Market

Ben Thanh Market is home to nearly 1,500 booths with more than 6,000 small businesses selling wholesale and retail items. Each day, it welcomes more than 10,000 visitors to shop for goods at affordable prices.

- Address: Le Loi, Ben Thanh Ward, District 1
- Opening hours: 7:00am - 11:59pm



Pham Ngu Lao / Bui Vien Street

Also known as "Backpacker Street", the Pham Ngu Lao / Bui Vien Street boasts Ho Chi Minh City's signature vibrant nightlife, with a wide range of bars, pubs and street food stands, making it the most beloved local and tourist hangout hotspot in the city.


- Address: Pham Ngu Lao Street, District 1
- Opening hours: 17:00pm - 12:00am



The Cafe Apartments

If you're looking for a fun place to explore with many Instagram-worthy corners, this is the place! The Cafe Apartments building is situated right in the heart of the Nguyen Hue walking street, with many lovely tea shops, vintage cafes, eateries and boutiques occupying the former apartment block.

- Address: 42 Nguyen Hue, Ben Nghe, District 1
- Opening hours: 8am-10pm



Get a glimpse of the city's culture

Explore the bustling life and the mix of old and new in Ho Chi Minh City through this short video made by RMIT's School of Communication & Design.





Top sightseeing places in Hanoi



Ho Chi Minh's Mausoleum

The Ho Chi Minh Mausoleum is the top tourist attraction in Hanoi, as it honours President Ho Chi Minh – the country's national hero. The mausoleum is open for a limited time during the day. You may have to queue before going inside.

- Address: Dien Bien, Ba Dinh District
- Opening hours: 8.00am - 11.00am (closed Mondays and Fridays)



Old Quarter

The Old Quarter is the essence of Hanoi's culture. The 36 little streets in the quarter are each named for a commodity once sold by businesses on those streets during the period of French colonisation. It's also a great area for trying traditional food from the roadside stalls or for bargaining for souvenirs at boutiques shops.



St Joseph's Cathedral

St Joseph's Cathedral is the most 'checked-in' place among both international and local tourists. It was built in 1886 in a neo-gothic style. Its interior, with coloured windows and religious paintings, remains untouched.

- Address: 40 Nha Chung Street, Hoan Kiem District



Hoan Kiem Lake

Hoan Kiem Lake is a major landmark where you can enjoy the green surroundings and get away from the city's noise and frenetic pace. A feature of the lake is Ngoc Son Temple – another tourist attraction.


- Address: Dinh Tien Hoang Street, Hoan Kiem District



Temple of Literature

The first university of Vietnam, the Temple of Literature, is a well-preserved historical building that showcases the traditional architecture of Vietnam. This is also where Hanoian students often visit before exams to pray for good luck.

- Address: 58 Quoc Tu Giam Street, Dong Da District



Get a glimpse of the city's culture

Explore the cultural complexities and the perfect blend of tradition and modernity found in Hanoi through this short video made by RMIT's School of Communication & Design.



Student stories

Hear from real students, both past and present, about their transformational study experiences in Vietnam.



Georgia McIntosh (Australia)

“Ho Chi Minh City is a very interesting city. There’s always something to see and do – from art exhibitions to live music and markets. You won’t be bored!

As for Vietnam in general, it’s a country that has it all. The beaches, mountains, waterfalls, cities – it truly has so much to offer. You’ll have the opportunity to travel through not only Vietnam but the rest of Southeast Asia.

The support network at RMIT Vietnam is fantastic. You never feel like you’re on your own. There is always someone who is willing to help.”



Ilya Andreev (Russia)

“My journey at RMIT’s Hanoi campus as an international student has so far been filled with nothing but pivotal moments. Moving to a country full of unfamiliarity was daunting at first. But being in the RMIT community opened me up to a whole new world of exciting possibilities and experiences.

Having a different cultural background can create boundaries that limit your potential. However, getting yourself involved in a variety of activities on campus can broaden your perspectives and build your cultural sensitivity.

If you stay positive and open-minded, you may be surprised to find the extent of your own capabilities.”

Craving for more inspirational stories? Check out the videos below!



Clement Duboc's global journey

Discover Clement’s global journey through his student life at RMIT Vietnam and see how excited he was to find his new path.



Joshua Barker's life-changing adventure in Vietnam

The opportunity to spend a semester in Vietnam and to work with Vietnamese students on industry projects was a life-changing experience that has prepared Joshua Barker for life and work.



Vietnam - Hong Seong Ik's home away from home

For Seong Ik, Vietnam became a second home despite feeling a touch of homesickness at first.



Why do Korean students choose RMIT?

There are many reasons Korean students choose to study at RMIT. Check out their stories and get some tips to excel in an international learning environment.



Contact details




Please ensure that you have a Vietnamese phone number and update it to our International student support team, so we can assist you in urgent situation.

Here is the contact detail of supporting teams:

Department	Duty	Email/ website
International student support	<ul style="list-style-type: none"> Airport pick up Insurance Orientation day Buddy program 	International.students@rmit.edu.vn
International recruitment	<ul style="list-style-type: none"> Visa problem Transcript for study abroad students 	international@rmit.edu.vn
Global Mobility	<ul style="list-style-type: none"> Assist exchange/ cross campus student 	mobility@rmit.edu.vn
Enrolment	<ul style="list-style-type: none"> Add/drop course Check course availability 	enrolments@rmit.edu.vn
Admission	<ul style="list-style-type: none"> Admission/ application process Check eligibility for course enrolment 	admissions@rmit.edu.vn hanoiadmissions@rmit.edu.vn
RMIT Connect	<ul style="list-style-type: none"> Other student services 	Log-in and submit request on: https://rmit.service-now.com/connect/
IT Service	<ul style="list-style-type: none"> Unable to access any system 	Log-in and submit request on: https://rmititsm.service-now.com/

Service	Purpose	Website link
Email Platform	<ul style="list-style-type: none"> Outlook 	https://outlook.office365.com/mail/login.html
Timetable system	<ul style="list-style-type: none"> Adjust the timetable Allocate class group 	https://sts.rmit.edu.vn/aplus/ Choose student Module
Enrolment system	<ul style="list-style-type: none"> Review the course enrolment 	https://oes.rmit.edu.vn/
Canvas	<ul style="list-style-type: none"> Learning management system Course materials Assignment submission 	https://rmit.instructure.com/
Student Intranet		https://online.rmit.edu.vn/home

Saigon South Campus



Hanoi Campus





RMIT UNIVERSITY VIETNAM


SAIGON SOUTH CAMPUS:

 702 Nguyen Van Linh, Tan Phong ward, District 7, HCMC

 (84) 28 3776 1369  enquiries@rmit.edu.vn

HANOI CAMPUS:

 Handi Resco building, 521 Kim Ma street, Ba Dinh district, Hanoi

 (84) 24 3726 1460  hanoi.enquiries@rmit.edu.vn